

PERGO®

WOOD PARQUET

FLOORS
FOR
REAL LIFE

for partners & professionals

2019



Moisture protection that makes a difference!

Thanks to Stay Clean all lacquered wood floors are extra resistant to liquids and spills, preventing dirt from getting into the joints and wood texture!

Pergo oiled wood floors have short end treatment, preventing liquids and dirt to penetrate and discolour the wood.



Grading

Selected

Wood with knots up to 20 mm; variation in colour and structure.



Accent

Wood with knots up to 50 mm; lively variation in colour and structure.



Lively

Wood with big knots up to 80 mm and cracks; lively variation in colour and structure and a rather rustic appearance.



Rustic

Wood with big knots up to 80 mm and big, dark cracks; lively variation in colour and structure and a very rustic appearance.

Structure

Brushed

Brushing the surface of a wood plank accentuates the natural grain structure, and enhances the authentic look and feel of the wood.

Deep brushed x2

The wood surface is treated with special brushes, brushing down the soft parts between the annual rings. Deep brushing enhances the natural wood feel even more.

Finish

Extra matt lacquer


Our extra matt lacquer offers the best of both worlds: the look of untreated wood with the performance and low-maintenance of lacquer.

Matt lacquer


A finish that adds a bit of shine and enhances the colours of the wood, while still allowing the natural, authentic look to shine through.

High-quality oil

Oil really puts emphasis on the authenticity of real wood and gives it an extra matt look that ages gracefully and is easy to repair and renew.



- 1 Protective finish – 7 layers of high quality lacquer or 2 layers of oil
- 2 Face layer (2.5 or 3 mm).
Can be sanded 2 – 3 times.
- 3 Advanced core
- 4 Balanced backing



Possible installation without transition profiles: HDF core: 20 x 20 m. Spruce core: up to 24 x 24 m.
Only one area installation: Connecting multiple rooms is not possible. Profiles at doors needed.

PerfectFold™ 3.0 click installation!




Langeland

2400 x 260 mm
14 mm
4-way bevel



NORDIC POLAR OAK, PLANK
W0135-03562-2




CHARLESTON OAK OILED, PLANK
W0135-03564



RESIDENCE OAK, PLANK
W0135-03566-2



SEAFIELD OAK, PLANK
W0135-03787-2




BLACKENED OAK OILED, PLANK
W0135-03788




CHATEAU OAK, PLANK
W0135-03789-2

Svalbard

2200 x 220 mm
14 mm
4-way bevel



SMOKED MANSION OAK OILED, PLANK
W0103-01625




GREY VINTAGE OAK OILED, PLANK
W0103-01626




CAMEL BROWN OAK, PLANK
W0103-03096-2



NATURAL MOUNTAIN OAK, PLANK
W0103-03790-2



WHITWASHED OAK, PLANK
W0103-03791-2



SUBLIME OAK, PLANK
W0103-03792-2



ICE WHITE OAK, PLANK
W0103-03793-2



LIGHTHOUSE OAK, PLANK
W0103-03794-2




CONCRETE GREY OAK OILED, PLANK
W0103-03795



CHALKED OYSTER OAK OILED, PLANK
W0103-03815

Lofoten

1820 x 190 mm
12.5 mm
2-way bevel



COUNTRY ASH, PLANK
W1216-01739-2



SPRING OAK, PLANK
W1216-01741-2



RANCH OAK, PLANK
W1216-03097-2



NATURAL OAK, PLANK
W1216-03201-2




NORTHERN LIGHT OAK, PLANK
W1216-03202-2



GREY OAK, PLANK
W1216-03203-2




ARCTIC OAK, PLANK
W1216-03572-2



DARK COFFEE OAK, PLANK
W1216-03796-2




SADDLE BROWN OAK, PLANK
W1216-03797-2




NATURAL PRIME OAK, PLANK
W1216-03798-2




BROWN OAK, PLANK
W1216-03799-2



HARBOURSIDE OAK, PLANK
W1216-03800-2




IVORY OAK, PLANK
W1216-03801-2


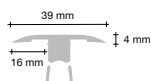


ARCHIPELAGO OAK, PLANK
W1216-03816-2


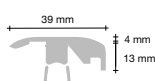
5-in-1 profile



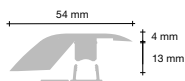
1
T-moulding
From wood to wood.




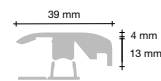
2
Carpet transition
From wood to carpet.



3
Hard surface
reducer
From wood to ceramic,
vinyl or linoleum.



4
End moulding
Finishing up to threshold,
sliding doors, etc.



5
Stair nose
moulding, flush
For a flush finish
on stair treads.



5
Stair nose
moulding
For a step down from a
floating floor, e.g. at the
top of the stairs or a
step down in a room.

The Incizo® subprofile is required for stair application and has to be ordered separately.
NEWINCPBASE3ME215 for 14 mm floors.

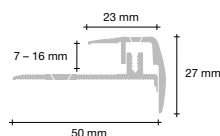


stair nose profiles



Stair nose, aluminium
PGSTPSILVME270N, 2700 x 23 mm

Fits to flooring thickness of 7 – 16 mm.
Surface: aluminium. Colour: silver.



Stair nose profile for open stairs
PGWSTP(-)
(See matching matrix for correct art no)



wallbases



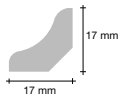
Wallbase, straight
 PGWPPSKR(-), 2400 x 16 x 80 mm
 (see matching matrix for correct art no)

Surface: wear and scratch-resistant veneer.
 Core: MDF. Colour matched.



Wallbase, white & paintable
 PGWPPSKRWHITE, 2400 x 16 x 80 mm
 PGWPPSKRPAINT, 2400 x 16 x 80 mm

Surface: foil. Core: MDF.
 Colour: white (NCS 0502 Y), paintable.



Beading
 PGSCOTWHITE, 2400 x 17 x 17 mm
 PGSCOTPAINT, 2400 x 17 x 17 mm


Colour: white (NCS 0502 Y), paintable
 Surface: foil
 Core: MDF

underlays for wood subfloors

- Durability
- Walking sound reduction
- Floor heating**
- Vapour barrier
- Thickness

GOOD

Underlay Foam




Floor heating**
 NO
 Thickness
 2 mm



Underlay Foam
 PGUDLFOAM15B
 For rooms with light traffic.
 15 m² / roll.

BETTER

Smart Underlay



Floor heating**
 NO
 Thickness
 3 mm



Smart Underlay
 PGUDLSMART15
 For rooms with frequent traffic.
 15 m² / pack.

BEST

Silent Walk



Floor heating**
 YES*
 Thickness
 2 mm



Silent Walk
 PGUDLSW7
 A very durable and strong underlay
 for rooms with more frequent traffic.
 7 m² / roll.

*When installing the SilentWalk on concrete floors or atop floorheating, tape the edges of the underlay with a damp-proof tape.
 Don't do this when installing on wooden subfloors. **Always use together with PE film.

underlays for concrete subfloors

Durability
Walking sound reduction
Floor heating**
Vapour barrier
Thickness

GOOD

Underlay Foam+

●●●○○○

●●●○○○

●●●○○○

YES

2 mm



Underlay Foam+ PGUDLFOAMPLUS15

A good basis for rooms with less traffic. Integrated vapour barrier with an overlap and tape strip included. 15 m² / roll.

BETTER

Smart Underlay+


●●●●●○

●●●○○○

●○○○○○

YES

3 mm



Smart Underlay+ PGUDLSMARTPLUS15

Good in rooms with more frequent traffic. Integrated vapour barrier with an overlap and tape strip included. 15 m² / pack.

BEST

Silent Walk

●●●●●●

●●●●●○

●●●●●●

YES*

2 mm



Silent Walk PGUDLSW7

A very durable and strong underlay for rooms with more frequent traffic. 7 m² / roll.

*When installing the SilentWalk on concrete floors or atop floorheating, tape the edges of the underlay with a damp-proof tape. Don't do this when installing on wooden subfloors. **Always use together with PE film.

underlays for professional use



Professional SoundBloc™

PGUDLPS15, 0.95 x 15.79 m = 15 m² / roll

PGUDLPS50, 0.95 x 52.64 m = 50 m² / roll

The best underlay for eliminating reflected walking sound. Increases walking comfort and provides excellent impact sound insulation. Integrated vapour barrier with an overlap and tape strip included. Thickness: 2 mm. Material: Crosslinked polyethylene foam.


floor heating



Pergo quickheat, 55

PGUDLQH2, 2 x 1 m
PGUDLQH3, 3 x 1 m
PGUDLQH4, 4 x 1 m
PGUDLQH5, 5 x 1 m

55 W / m². 220 V 50 Hz
(European plug). Max load: 10 A
(2300 W at 230 V).
Maximum installation area: 42 m².
Suitable for 5% ~ 95% relative
humidity. Thickness: 8 mm.
Thermal Insulation: 8 W / m² K.



Filler mat

PGUDLQHFILLERMAT, 6.37 m²


Used for the space between the
heating mats and the wall.
26 mats / box.



Installation kit, wireless

PGUDLQHKITEU

Wireless thermostat, safety box,
connector tool and installation
instructions.




Extension cables

PGQHEXTCAB025, 0.25 m
PGQHEXTCAB100, 1.0 m
PGQHEXTCAB200, 2.0 m

Used between mats and/or
to extend between mats and
safety box.

installation



Moisturbloc Extreme™

PGUDLMOI15, 1.05 x 15 m = 15 m²
(5 cm overlap)

This vapour barrier has three
times the moisture resistance of a
traditional PE film. Can be installed
on concrete floors with up to 95%
relative humidity, making it ideal
in basements and on concrete
floors with high humidity.
Moisturbloc Extreme™ makes it
possible to install floors earlier
during the construction of new
homes. Tape included. Thickness:
2.5 mm. Material: Polypropylene.



PE film (polyethylene)

PGUDLSCREEN34, 12.5 x 2.7 m =
33.75 m² / roll

A film that protects flooring from
moisture vapour rising up from
a mineral or concrete subfloor.
Useful lifetime 50 years. Thickness:
0.2 mm. Material: Polyethylene,
alkaline resistant.



Installation kit

PGTOOL

Everything you need in one box.
Contains tapping block, installation
spacers in two sizes (2 x 18 = 36
pcs) and a pull bar.

Extra spacers

PGSPACER, 48 pcs



Wallbase installation kit

PGCLIPS15LM

All wallbases are installed with an
easy to use snap-in system where
no nails or screws are visible. One
installation kit is enough for 15
metres of wallbase.



Wood tapping block

PGWTAPPINGBLOCK,
520 x 110 x 62 mm

Professional tapping block.
10 pc / pack.



Professional pullbar

PGWPULLBAR, 700 x 280 x 230 mm

Professional and slent pullbar
thanks to the rubber shock absorber
on the contact surface.
1 pc / pack.



Safeseal

PGSEAL500, 500 ml

Used for floor areas that require
extra protection against moisture.
PVAc based.



Multiglu

PGGLUE290, 290 ml

Suitable for all materials and
substrates. Cures quickly with
very high final strength. Ideal for
installing wallbases and mouldings.
Hybrid polymer. One tube gives
15 running meters of skirting.



Sealant
PGKIT(-), 310ml

For a beautiful finish. Dry in half an hour and fully cured after 24 hours. Available in 8 colours. Water-based acrylic.

For a neutral color use Aqua Sealant (PGKITTRANSP)




Radiator caps
Stainless steel

PGRCINOX15
Inner / outer diameter: 15 / 54 mm
PGRCINOX22
Inner / outer diameter: 22 / 54 mm



Tape
NETAPE50, 50 m x 5 cm
Self-adhesive aluminium tape for underlays.

maintenance



Cleaning kit
PGCLEANINGKIT

High-quality mop set with extra-long ergonomic handle and a mop cloth holder with a practical Velcro fastener for attaching the mop cloth.



All round Floor Cleaner
PGCLEANALL1000

Specially developed for cleaning laminate, wood and vinyl flooring. Ideal for removing dirt, grease spots and heel marks, as well as for daily cleaning.



Repair wax
PGREPAIR

Repair the colour of damaged planks quickly and easily with wax in colours covering the Pergo wood palette. Contains 1 melting knife, 1 comb, 7 wax blocks. For more information on how to mix colours please visit pergo.com

cleaning and maintenance tips!

In order to maintain the original texture and impression of your wood flooring it's important to clean and maintain it on a regular basis. After installation and before you furnish the room we suggest to clean the surface using vacuum cleaner or a dry mop. If needed you can also clean the surface using a damp micro mop to remove any dirt left after the installation.

» For the regular cleaning and maintenance, use dry methods as much as possible using our microfiber mop with its large dirt holding capacity.

» On occasion and based on the usage of the floor a light damp cleaning is required. You can combine the microfiber with the Pergo Allround floor cleaner for the best result. The cleaner is compatible with lacquered and oiled floors. It cleans the floor thoroughly, retains the original look of the floor, keeps the floor hygienic and does not cause layers of product to build up.

» Our oiled wood floors need regular maintenance to retain its original look and become more wear-resistant. Read more on our web page.

» You should always control the amount of water used since a wooden material has limited resistance against water. A good rule of thumb when using water is to make sure that the surface is completely dry within 60 seconds.

» Never use steel wool or another coarse material as this may damage the structure and appearance of the top layer. A Pergo wood floor may not be waxed or polished.

» The complete cleaning instruction together with our Stain removal guide is available on our web page.

matching matrix



5-in-1
17 x 54
PGWINCP(-)



Wallbase straight
16 x 80
PGWPPSKR(-)



Sealant
310 ml
PGKIT(-)

Open stairnose
12 x 70
PGWSTP

Langeland				
W0135-03562-2	Nordic Polar Oak, plank	03562	03562	01
W0135-03564	Charleston Oak oiled, plank	03564	03564	08
W0135-03566-2	Residence Oak, plank	01341	01341	04
W0135-03787-2	Seafeld Oak, plank	01340	01340	03
W0135-03788	Blackened Oak oiled, plank	03788	03788	08
W0135-03789-2	Chateau Oak, plank	01334	01334	05

Svalbard				
W0103-01625	Smoked Mansion Oak oiled, plank	01625	01625	06
W0103-01626	Grey Vintage Oak oiled, plank	01626	01626	02
W0103-03096-2	Camel Brown Oak, plank	03096	03096	04
W0103-03790-2	Natural Mountain Oak, plank	01334	01334	05
W0103-03791-2	Whitewashed Oak, plank	03791	03791	04
W0103-03792-2	Sublime Oak, plank	01341	01341	04
W0103-03793-2	Ice White Oak, plank	01742	01742	01
W0103-03794-2	Lighthouse Oak, plank	03794	03794	02
W0103-03795	Concrete Grey Oak oiled, plank	03795	03795	02
W0103-03815	Chalked Oyster Oak oiled, plank	01626	01626	02

Lofoten				
W1216-01739-2	Country Ash, plank	01740	01740	01
W1216-01741-2	Spring Oak, plank	01741	01741	04
W1216-03097-2	Ranch Oak, plank	01341	01341	05
W1216-03201-2	Natural Oak, plank	01334	01334	05 01334P3
W1216-03202-2	Northern Light Oak, plank	01340	01340	03 01340P3
W1216-03203-2	Grey Oak, plank	03203	03203	02 03203P3
W1216-03572-2	Arctic Oak, plank	01742	01742	01
W1216-03796-2	Dark Coffee Oak, plank	03796	03796	08
W1216-03797-2	Saddle Brown Oak, plank	03797	03797	04
W1216-03798-2	Natural Prime Oak, plank	01334	01334	05
W1216-03799-2	Brown Oak, plank	03799	03799	08
W1216-03800-2	Harbourside Oak, plank	03017	03017	04
W1216-03801-2	Ivory Oak, plank	01742	01742	01
W1216-03816-2	Archipelago Oak, plank	01341	01341	05

technical guide

Features		Langeland	Svalbard	Lofoten
Top layer		3 mm	3 mm	2.5 mm
Core		Spruce	Spruce	HDF
Backing layer		2.0 mm	2.0 mm	2.0 mm
Moisture/dirt protection, lacquer floors		StayClean protection	StayClean protection	StayClean protection
Moisture protection, oiled floors		Short side protection	Short side protection	Short side protection
Installation method		PerfectFold™ 3.0	PerfectFold™ 3.0	PerfectFold™ 3.0
Guarantee (residential use)		33 years	33 years	33 years
Guarantee (commercial use)		On request	On request	On request
Technical		Test method/standard		
Scratch resistance		Anti scratch top coat	Anti scratch top coat	Anti-scratch top coat
Slip resistance	CEN/TS 15676	USRV 50-52	USRV 50-52	USRV 50-52
Fire classification	EN14342/CWFT	Dfl-S1	Dfl-S1	Cfl-S1
Heat resistance		0.14 m² K/W	0.14 m² K/W	0.11 m² K/W
Formaldehyde emission	EN 717-1	≤ E1	≤ E1	≤ E1

formats

	collection	length, mm	width, mm	thickness, mm	panels/pack*	m²/pack	kg/pack	pack/pallet	m²/pallet
Plank design	Langeland	2400	260	14	4	2.496	19.86	40	99.84
	Svalbard	2200	220	14	4	1.936	14.4	64	123.90
	Lofoten	1820	190	12.5	6	2.075	22.1	40	82.99

*max 1 split plank/pack may occur




technical guide: accessories

		Piece				Pack		Pallet		Ordering Unit
Wallbases		length, mm	width, mm	height, mm	qty/pc**	pc/pack	qty/pack**	pc/pallet	qty/pallet**	
PGWPPSKR(-)	Pergo wallbase, straight, color matched	2400	16	80	2.4 r.m.	6	14.4 r.m.	360	864	pc
PGWPPSKRWHITE	Pergo wallbase, straight, white	2400	16	80	2.4 r.m.	6	14.4 r.m.	360	864	pc
PGWPPSKRPAINT	Pergo wallbase, straight, paintable	2400	16	80	2.4 r.m.	6	14.4 r.m.	360	864	pc
PGSCOTWHITE	Pergo beading, white	2400	17	17	2.4 r.m.	6	14.4 r.m.	918	2203.2	pc
PGSCOTPAINT	Pergo beading, paintable	2400	17	17	2.4 r.m.	6	14.4 r.m.	918	2203.2	pc
Profiles										
PGWINCP(-)	5-in-1	2150	17	54	2.15 r.m.	1	2.15 r.m.	266	571.9 r.m.	pc
NEWINCPBASE2ME215	Pergo stair base for 12.5 mm floors	2150	73.5	17	2.15 r.m.	1	2.15 r.m.	234	503.1 r.m	pc
NEWINCPBASE3ME215	Pergo stair base for 14 mm floors	2150	73.5	17	2.15 r.m.	1	2.15 r.m.	234	503.1 r.m	pc
PGSTPSILVME270N	Pergo stair profile	2700	23	17	2.15 r.m.	4	10.8 r.m.	120	324 r.m.	pc
PGWSTP(-)	Pergo stair profile for open stairs	2150	54	17	2.15 r.m.	3	6.45 r.m.	240	1548 r.m.	pc
Underlays										
PGUDLFOAM15B	Underlay foam (box)	15800	950	1.8	15 m²	12	180 m²	24	360 m²	roll
PGUDLSMART15	Smart Underlay	15000	1000	3	15 m²	9	135 m²	18	270 m²	pc
PGUDLSMARTPLUS15	Smart Underlay +	15000	1000	3	15 m²	9	135 m²	18	270 m²	pc
PGUDLPS15	Professional Soundbloc 15m²	15790	950	2	15 m²	10	150 m²	20	300 m²	roll
PGUDLPS50	Professional Soundbloc 50 m²	52640	950	2	50 m²	6	300 m²	6	300 m²	roll
PGUDLSW7	Silent Walk	7000	1000	2	7 m²	20	140 m²	40	280 m²	roll
PGUDLSCREEN34	PE film 33.75 m²	12500	2700	0.2	33.75 m²	60	2025 m²	60	2025 m²	roll
PGUDLMOI15	Moisturbloc Extreme	15000	1050	2.5	15 m²	15	225 m²	15	225 m²	roll
PGUDLFOAMPLUS15	Underlay foam plus	15960	940	2	15 m²	10	150 m²	20	300 m²	roll
NEUDLSB10	(Neutral) Sofboard	790	590	4	0.46 m²	22	10.25 m²	24	246 m²	pack
Floor heating										
PGUDLQH2	Quickheat 2m²	2000	1000	8	2 m²	1	2 m²	12	24 m²	roll
PGUDLQH3	Quickheat 3m²	3000	1000	8	3 m²	1	3 m²	12	36 m²	roll
PGUDLQH4	Quickheat 4m²	4000	1000	8	4 m²	1	4 m²	12	48 m²	roll
PGUDLQH5	Quickheat 5m²	5000	1000	8	5 m²	1	5 m²	12	60 m²	roll
PGUDLQHFillERMAT	Filler mat	1000	245	8	0.245 m²	26	6.37 m²	12	2.94 m²	pack
PGUDLQHKITEU	Installation kit, wireless									pc
PGQHEXTCAB100	Extension cables 1 m				1 r.m	1	1 r.m			pc
PGQHEXTCAB200	Extension cables 2 m				2 r.m	1	2 r.m			pc
PGQHEXTCAB025	Extension cables 0.25 m				0.25 r.m	1	0.25 r.m			pc

Installation

[illegible]

Maintenance



pergo.com

PERGO®

Pergo is a quality product produced by **UNILIN** bvba, division flooring, Ooigemstraat 3, 8710 Wielsbeke, Belgium.

